

SCHOOL BOOST

Timeline



Launch your fundraiser


Your School

- Receive your School Boost fundraising kit
- Distribute sponsorship booklets to students
- Introduce the fundraiser at assembly or in class
- Launch through newsletters and parent networks



School Boost

- Fundraising kits delivered to your school
- Sponsorship booklets for every student
- Launch resources and templates provided



Students get started

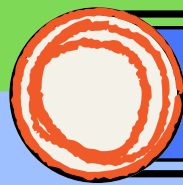
Your School

- Students create their fundraising profiles
- Teachers encourage participation in class
- Students start sharing with family and friends



School Boost

- Utilise online fundraising platform
- Classroom engagement challenges
- Real-time fundraising tracking



Build Momentum


Your School

- Encourage students to keep sharing their pages
- Celebrate fundraising progress across classes
- Promote within your school community



School Boost

- Leaderboards and progress tracking
- Engagement resources for teachers
- Ongoing campaign support



Final Fundraising Push

Your School

- Encourage students to reach their fundraising goals
- Build excitement for the upcoming event day



School Boost

- Event resources delivered to your school
- Coloured powder and event supplies arrive ready for the day
- Dedicated fundraising emails to help maximise fundraising



Event Day & Celebration

Your School

- Run your School Boost fun run or colour Run
- Celebrate with students and the school community



School Boost

- Event resources and planning support
- Optional student reward programme
- Prize ordering and delivery

After the Event

Students select their rewards if your school has chosen the optional prize programme.

Rewards are delivered to your school within 3 weeks.

Once your campaign wraps up, the funds raised are transferred straight into your school's bank account.